

VALUE PEOPLE AND NATURE

RAYSAN

Flexible Barrier

POLYGUARD

PuffyGuard

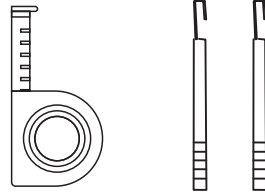


RACK LEG PROTECTION

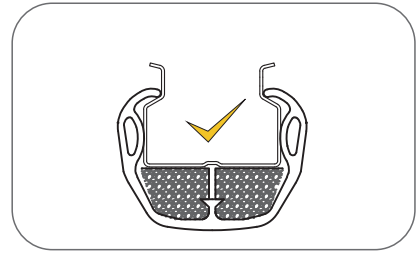
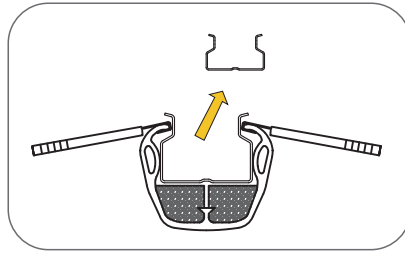
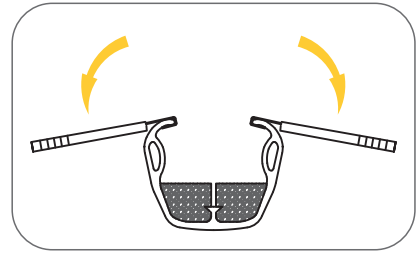
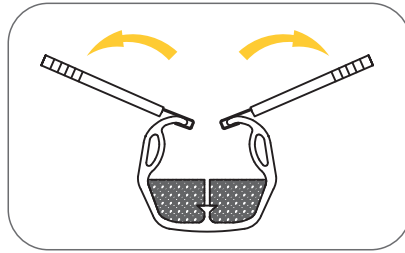
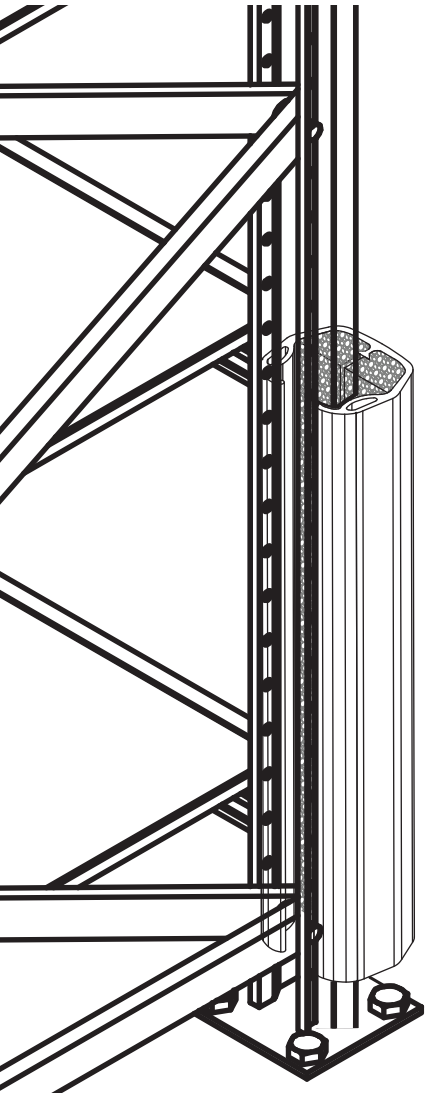
INSTALLATION GUIDE



REQUIRED EQUIPMENT



ASSEMBLY STAGES





SAFETY NOTICE

Drilling into concrete can generate silica dust, which can lead to serious health issues such as lung cancer, silicosis, chronic obstructive pulmonary disease, and asthma. Before proceeding with drilling, it's crucial to evaluate the risk associated with silica dust.

Here are the recommended measures to control silica dust:

- Use adequate water suppression to prevent the formation of dust clouds.
- Employ on-tool extraction and industrial vacuum cleaners with HEPA filters to extract dust directly at its source.
- If dust clouds cannot be fully prevented or extracted, wear respiratory protective equipment (RPE) with an assigned protective factor (APF) of 20 or higher.
- Additionally, utilize personal protective equipment (PPE) to shield skin and clothes from contact with dust if necessary.
- Isolate the work area with sheeting or screening to contain dust and prevent its escape into the surrounding environment.
- Cleanse skin, clothing, and tools thoroughly before leaving the work area to avoid spreading dust.
- Dispose of dust waste, filters, RPE, and PPE in compliance with federal, state, and local regulations.
- Implement a health surveillance program in cases of regular exposure to silica dust.



NEED

A S S I S T A N C E



CONTACT US

OUR TEAM WILL BE
READY
TO ASSIST YOU

THINK
FLEX-
IBLE

